



Sheryl D'Spain

Kendall County Treasurer

201 E. San Antonio, Suite 302 • Boerne, Texas 78006

830-249-9343 ext. 220 • Fax 830-249-9340

sheryl.dspain@co.kendall.tx.us

May 8, 2023


TO: Honorable Shane Stolarczyk, County Judge
Honorable Christina Bergmann, Commissioner, Pct. 1
Honorable Andrea Wisian, Commissioner, Pct. 2
Honorable Richard Chapman, Commissioner, Pct. 3
Honorable Chad Carpenter, Commissioner, Pct. 4

RE: Investment Report 2nd Qtr. FY 2023 Investment Report (Jan, Feb, Mar)


This report is made in compliance with the provisions of Chapter 2256 of the Government Code, the Public Funds Investment Act, which requires regular reporting of investment transactions for county funds to the Commissioners Court.


The investments held by Kendall County in our depository bank of Frost, our investments held in LOGIC, Randolph Brooks, Security Service, Security State Bank, Texas Heritage Bank, Texas Regional Bank and TXN Bank are in compliance with this Act and our County's policy and strategies.


I respectfully submit this report under my hand and seal this day 8th day of May 2023.


Sheryl D'Spain, County Treasurer

Examined and approved in Open Commissioners Court this 8th day of May 2023.


Shane Stolarczyk, County Judge


Christina Bergmann, Commissioner, Pct. 1


Andrea Wisian, Commissioner, Pct. 2


Richard Chapman, Commissioner, Pct. 3


Chad Carpenter, Commissioner, Pct. 4

Kendall County Investment Summary FY 2023

INTEREST ON INVESTMENTS

2nd Qtr Jan-Mar FY 2023

Total interest on Frost accounts	\$	121,958.16
Total interest on Logic Accounts	\$	638,099.69
Total interest on CD's	\$	4,843.05
TOTAL INTEREST	\$	764,900.90

TOTAL INVESTMENTS at QTR END

Total investments in Logic	\$	53,032,621.88
Total investment in CD's	\$	1,244,000.00
TOTAL INVESTMENTS	\$	54,276,621.88

Investment report prepared by the Treasurer *Shippain* Date: 4/24/23
Investment report examined and approved by the Auditor's office *Corinna Spell, Auditor* Date: 4/24/23

FROST BANK INTEREST FY 2023

2nd Qtr Jan-Mar FY 2023	Jan. Int	Feb. Int.	Mar. Int	Total Qtr Int Earned
Account Name	3.30%	4.17%	4.17%	
General (10)	\$9,085.91	\$23,296.50	\$19,194.30	\$51,576.71
2013 Unlim Tax Rd Bond (63)	\$2,081.61	\$1,191.54	\$173.14	\$3,446.29
2016 Ltd Tax Gen Ob Bond(65)	\$1,069.10	\$1,090.52	\$429.87	\$2,589.49
Series 2022 Tax Note (66)	\$7,278.50	\$4,516.12	\$1,351.09	\$13,145.71
Capital Projects-2022 Tax Note (70)	\$1,551.22	\$1,612.43	\$3,027.89	\$6,191.54
Local (85)	\$157.98	\$157.90	\$183.06	\$498.94
Federal (87)	\$218.69	\$223.72	\$256.06	\$698.47
CDA Asset Forfeiture (88)	\$269.71	\$265.89	\$315.33	\$850.93
Trust Account (90)	\$14,024.47	\$13,463.11	\$15,472.50	\$42,960.08
Total	\$35,737.19	\$45,817.73	\$40,403.24	\$121,958.16

CD INVESTMENT LIST

BANK NAME	ACCT NUMBER	AMOUNT	MATURITY DATE	INTEREST PAID BACK TO COUNTY	INTEREST RATE
TXN Bank	50946	\$250,000.00	1/5/2024	Qtr	0.25%
Texas Regional	20647	\$250,000.00	5/27/2023	Qtr	0.28%
Randolph Brooks	143831	\$245,000.00	1/7/2024	Monthly	3.93%
Security Service	9081	\$249,000.00	5/10/2024	Monthly	4.89%
Security State	60000022	\$250,000.00	6/7/2023	Monthly	0.30%

CD Interest FY 2023

2nd Qtr FY 2023 January-March					Total CD interest earned
BANK NAME	ACCT NUMBER	Jan. Int.	Feb Int.	Mar Int.	
Texas Regional	20647	\$ -	\$ -	\$ 176.44	\$ 176.44
TXN	50946	\$ -	\$ -	\$ 154.11	\$ 154.11
Randolph Brooks	143831	\$ 675.60	\$ 738.62	\$ 817.76	\$ 2,231.98
Security Service	9080	\$ 127.40	\$ 934.06	\$ 1,034.13	\$ 2,095.59
Security State	6000022	\$ 63.70	\$ 57.53	\$ 63.70	\$ 184.93
				Total Int	\$ 4,843.05

Logic FY 2023

2nd Quarter FY 2023 Jan -Mar 2023	Beginning Balance	Jan. Int. 4.5538%	Feb. Int. 4.7387%	Mar. Int. 4.8163%	Deposits Jan	Deposits Feb	Deposits Mar	Withdrawals Jan	Withdrawals Feb	Withdrawals Mar	Ending Qtr. Balance
General	\$34,625,044.78	\$133,883.90	\$118,931.37	\$130,398.07	\$0.00	\$0.00	\$0.00	\$0.00	\$3,000,000.00	\$0.00	\$32,008,258.12
Road & Bridge	\$2,503,737.78	\$9,681.16	\$9,136.67	\$10,318.66	\$0.00	\$0.00	\$0.00	\$0.00	\$0.00	\$0.00	\$2,532,874.27
Courthouse Sec	\$27,060.69	\$104.63	\$98.75	\$111.55	\$0.00	\$0.00	\$0.00	\$0.00	\$0.00	\$0.00	\$27,375.62
Lateral Road & Bridge	\$214,902.05	\$830.96	\$784.23	\$885.67	\$0.00	\$0.00	\$0.00	\$0.00	\$0.00	\$0.00	\$217,402.91
Cty Clk Recs Mgmt	\$355,479.14	\$1,374.54	\$1,297.20	\$1,465.02	\$0.00	\$0.00	\$0.00	\$0.00	\$0.00	\$0.00	\$359,615.90
Cty Clk Rec Arc	\$276,770.03	\$1,070.17	\$1,010.02	\$1,140.66	\$0.00	\$0.00	\$0.00	\$0.00	\$0.00	\$0.00	\$279,990.88
Juv Prob Title IV	\$0.00	\$0.00	\$0.00	\$0.00	\$0.00	\$0.00	\$0.00	\$0.00	\$0.00	\$0.00	\$0.00
Fire Marshall	\$188,954.83	\$730.63	\$689.55	\$778.74	\$0.00	\$0.00	\$0.00	\$0.00	\$0.00	\$0.00	\$191,153.75
Coronavirus Local Fis	\$5,440,287.23	\$21,035.81	\$20,699.71	\$24,469.79	\$500,000.00	\$0.00	\$0.00	\$0.00	\$0.00	\$0.00	\$6,006,492.54
2013 Unlim Tax Rd Bd	\$584,209.07	\$2,258.96	\$1,093.35	\$772.69	\$0.00	\$0.00	\$70,000.00	\$0.00	\$419,726.41	\$0.00	\$238,607.66
2016 LTD Tax Gen Obl	\$1,072,839.87	\$4,148.28	\$1,255.08	\$240.90	\$0.00	\$0.00	\$185,000.00	\$1,075,000.00	\$0.00	\$0.00	\$188,484.13
Series 2022 Tax Note	\$1,811,391.75	\$7,004.07	\$4,012.07	\$3,885.62	\$0.00	\$0.00	\$590,000.00	\$1,050,000.00	\$0.00	\$0.00	\$1,366,293.51
Capital Projects 2022	\$11,100,920.65	\$42,923.70	\$38,653.95	\$39,622.46	\$0.00	\$0.00	\$0.00	\$750,000.00	\$0.00	\$1,000,000.00	\$9,472,120.76
Tobacco Settlement	\$31,515.68	\$121.85	\$114.99	\$129.89	\$0.00	\$0.00	\$0.00	\$0.00	\$0.00	\$0.00	\$31,882.41
Opioid Abatement	\$0.00	\$0.00	\$0.00	\$8.68	\$0.00	\$0.00	\$31,593.80	\$0.00	\$0.00	\$0.00	\$31,602.48
Federal SO Fort	\$78,563.21	\$303.80	\$286.71	\$323.77	\$0.00	\$0.00	\$0.00	\$0.00	\$0.00	\$0.00	\$79,477.49
Trust Account	\$978.04	\$3.76	\$3.58	\$4.07	\$0.00	\$0.00	\$0.00	\$0.00	\$0.00	\$0.00	\$989.45
TOTAL	\$58,312,654.80	\$225,476.22	\$198,067.23	\$214,556.24	\$500,000.00	\$0.00	\$876,593.80	\$2,875,000.00	\$3,419,726.41	1,000,000.00	\$53,032,621.88