



Sheryl D'Spain

Kendall County Treasurer

201 E. San Antonio, Suite 302 • Boerne, Texas 78006

830-249-9343 ext. 220 • Fax 830-249-9340

sheryl.dspain@co.kendall.tx.us

May 28, 2019


TO: Honorable Darrel Lux, County Judge
Honorable Christina Bergmann, Commissioner, Pct. 1
Honorable Richard Elkins, Commissioner, Pct. 2
Honorable Richard Chapman, Commissioner, Pct. 3
Honorable Don Durden, Commissioner, Pct. 4

RE: Investment Report 2nd Quarter FY 2019 (January, February & March)


This report is made in compliance with the provisions of Chapter 2256 of the Government Code, the Public Funds Investment Act, which requires regular reporting of investment transactions for county funds to the Commissioners Court.


The investments held by Kendall County in our depository bank of Frost, our investments held in LOGIC, Hondo National Bank, Randolph Brooks, Security Service, Security State Bank, Texas Heritage Bank & Texas Regional Bank are in compliance with this Act and our County's policy and strategies.

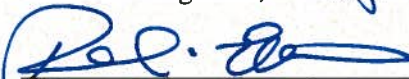
I respectfully submit this report under my hand and seal this 28th day of May 2019.


Sheryl D'Spain, County Treasurer

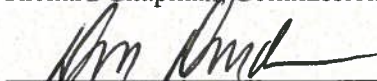
Examined and approved in Open Commissioners Court this 28th day of May 2019.


Darrel Lux, County Judge


Christina Bergmann, Commissioner, Pct. 1


Richard Elkins, Commissioner, Pct. 2


Richard Chapman, Commissioner, Pct. 3


Don Durden, Commissioner, Pct. 4

| Date | Account # | Account Name | Opening Ledger |
|-----------|-----------|----------------------------------|----------------|
| 3/29/2019 | 260074047 | Animal Shelter | 705 |
| 3/29/2019 | 260073849 | Web Dealer | 422876.5 |
| 3/29/2019 | 260074586 | 2014 Limited Tax Ref Bond 64 | 104831.06 |
| 3/29/2019 | 260076201 | KC Susan Jackson Oper | 34154.68 |
| 3/29/2019 | 260075574 | 2013 Limited Tax Oblig 63 | 564.87 |
| 3/29/2019 | 260072311 | KC Susan Jackson Registry | 322603.72 |
| 3/29/2019 | 260072303 | KC Susan Jackson Criminal | 89.95 |
| 3/29/2019 | 260072591 | CSCD Probation Pymts | 90804.28 |
| 3/29/2019 | 260072893 | Kendall County Inmate Trust Fund | 38693.82 |
| 3/29/2019 | 260072729 | KC State Forfeiture | 0.01 |
| 3/29/2019 | 268019223 | Kendall County Trust Fund | 0 |
| 3/29/2019 | 261195522 | Kendall County Johnny E Taylor | 0 |
| 3/29/2019 | 268058407 | Trust Account 90 | 312966.22 |
| 3/29/2019 | 269986933 | Debby hudson JP #3 | 12741.21 |
| 3/29/2019 | 268059713 | J Hudson Tax AC DIT | 631515.16 |
| 3/29/2019 | 260078840 | LEC Project 72 | 468491.88 |
| 3/29/2019 | 260078670 | 2016 Ltd Tax Gen Oblig 65 | 48828.24 |
| 3/29/2019 | 260080233 | CDA-Seized Assets | 1826.16 |
| 3/29/2019 | 261139894 | 2005/2007 Lim Tax Gen Ob Bond 62 | 50325.91 |
| 3/29/2019 | 260080241 | CDA-Asset Forfeiture | 12523.52 |
| 3/29/2019 | 260037265 | Leon Brimhall JP #2 | 12591.22 |
| 3/29/2019 | 260024627 | General Fund | 2958784.95 |
| 3/29/2019 | 260042935 | Frieda Pressler JP #4 | 32442.5 |
| 3/29/2019 | 260043001 | Tax Assessor Collector | 386534.97 |
| 3/29/2019 | 260042994 | Tax Collector | 240630.9 |
| 3/29/2019 | 260015644 | Kendall County Donald W Allee | 2758.76 |
| 3/29/2019 | 10596566 | KC Unclaimed Funds | 172963.73 |
| 3/29/2019 | 260019380 | Shirley Stehling | 0 |
| 3/29/2019 | 260019585 | District Clerk | 0 |
| 3/29/2019 | 260019429 | Darlene Herrin | 280138.65 |
| 3/29/2019 | 260057878 | CSCD Operating 39 | 49722.88 |
| 3/29/2019 | 260056472 | TAC J Hudson Sales Tax | 1027111.37 |
| 3/29/2019 | 260058416 | KC Inmate Trust Fund | 32287.35 |
| 3/29/2019 | 260064130 | Kay R Pugh District Clerk | 0 |
| 3/29/2019 | 260060992 | Kendall County Registry Funds | 88241.26 |
| 3/29/2019 | 260051489 | Local S.O. Forfeiture 85 | 12251.18 |
| 3/29/2019 | 260051306 | Grant Pymts 96 | 80.85 |
| 3/29/2019 | 260051551 | Federal S.O. Forfeiture 87 | 5203.42 |
| 3/29/2019 | 260054623 | Inmate Trust Commissary | 45922.01 |
| 3/29/2019 | 260051950 | Larry James JP #1 | 10343.5 |
| | | | 7912551.69 |

Kendall County Investment Summary FY 2019

INTEREST ON INVESTMENTS

2nd Qtr Jan-Mar FY 2019

| | | |
|----------------------------------|-----------|-------------------|
| Total interest on Frost accounts | \$ | 17,749.46 |
| Total interest on Logic Accounts | \$ | 161,726.58 |
| Total interest on CD's | \$ | 6,596.15 |
| TOTAL INTEREST | \$ | 186,072.19 |

TOTAL INVESTMENTS at QTR END

| | | |
|----------------------------|-----------|----------------------|
| Total investments in Logic | \$ | 23,186,034.80 |
| Total investment in CD's | \$ | 1,494,000.00 |
| TOTAL INVESTMENTS | \$ | 24,680,034.80 |

Investment report examined and approved by the Auditor's office

Corinna Speer, Auditor Date: 5/21/19

Investment report prepared by the Treasurer

Sheryl D'Amico Date: 5/22/19

Tri-Party Collateral Agreement
 BNY Mellon as Tri-Party Custodian
 Price Report for 29 Mar 2019

FTKE28 - KENDALL COUNTY/FRS

| Par Amount | Description | Source Account | Price | Market Value (USD) | Mkt Value + Intr (USD) | Collateral Value (USD) | Accr Int Factor | Price Factor |
|------------|--------------------------------|--|-------------|--------------------|------------------------|------------------------|-----------------|--------------|
| Cpn Rate | Currency | Exchange Rate | Maturity | Type | Issuer | Accrued Interest | Margin | Margin % |
| | | Mdy S&P Fitch Security Code | | | Depository | | | |
| 41,046.00 | YSLETA TEX INDPT SCH DIST | ULTD | 115.597000 | 47,447.94 | 47,698.78 | 31,799.19 | 0.006111 | 1.000000 |
| 5.00000 | USD | 1.0000000000 8II Aaa AAA 98816PBR2 | 15-Aug-2042 | MUBD | 01CPDI DTC | 250.84 | 15,899.59 | 150.00 % |
| 5,793.00 | YSLETA TEX INDPT SCH DIST | ULTD | 115.776000 | 6,706.90 | 6,742.31 | 4,494.87 | 0.006111 | 1.000000 |
| 5.00000 | USD | 1.0000000000 8II Aaa AAA 98816PBQ4 | 15-Aug-2041 | MUBD | 01CPDI DTC | 35.40 | 2,247.44 | 150.00 % |
| 1.00 | YSLETA TEX INDPT SCH DIST | ULTD | 115.960000 | 1.16 | 1.17 | 0.78 | 0.006111 | 1.000000 |
| 5.00000 | USD | 1.0000000000 8II Aaa AAA 98816PBP6 | 15-Aug-2040 | MUBD | 01CPDI DTC | 0.01 | 0.39 | 150.00 % |
| 43,156.00 | YSLETA TEX INDPT SCH DIST | ULTD | 116.475000 | 50,265.95 | 50,529.68 | 33,686.45 | 0.006111 | 1.000000 |
| 5.00000 | USD | 1.0000000000 8II Aaa AAA 98816PBM3 | 15-Aug-2038 | MUBD | 01CPDI DTC | 263.73 | 16,843.23 | 150.00 % |
| 37,211.00 | WILLIAMSON CNTY TEX | LTD TAX | 102.157000 | 38,013.64 | 38,195.56 | 25,463.71 | 0.004889 | 1.000000 |
| 4.00000 | USD | 1.0000000000 8II Aaa AAA AAA 969887E87 | 15-Feb-2020 | MUBD | 01CPAT DTC | 181.92 | 12,731.85 | 150.00 % |
| 109,561.00 | UNIVERSITY TEX UNIV REVS | REV FIN | 115.456000 | 126,494.75 | 127,164.29 | 84,776.19 | 0.006111 | 1.000000 |
| 5.00000 | USD | 1.0000000000 8II Aaa AAA AAA 91514ABP9 | 15-Aug-2029 | MUBD | 01W2K2 DTC | 669.54 | 42,388.10 | 150.00 % |
| 102,974.00 | UNIVERSITY TEX PERM UNIV FD | UNIV | 106.547000 | 109,715.71 | 110,722.56 | 73,815.04 | 0.009778 | 1.000000 |
| 4.00000 | USD | 1.0000000000 8II Aaa AAA AAA 9151158C6 | 01-Jul-2041 | MUBD | 03NVVH DTC | 1,006.86 | 36,907.52 | 150.00 % |
| 105,000.00 | TEXAS TRANSN COMMN ST HWY FD R | | 121.977000 | 128,075.85 | 130,671.68 | 87,114.46 | 0.024722 | 1.000000 |
| 5.00000 | USD | 1.0000000000 8II Aaa AAA 88283LJY3 | 01-Oct-2026 | MUBD | 039CET DTC | 2,595.83 | 43,557.23 | 150.00 % |
| 316,732.00 | TEXAS TRANSN COMMN ST HWY FD R | | 106.789000 | 338,234.94 | 346,065.25 | 230,710.17 | 0.024722 | 1.000000 |
| 5.00000 | USD | 1.0000000000 8II Aaa AAA 88283LH2 | 01-Apr-2021 | MUBD | 039CET DTC | 7,830.32 | 115,355.08 | 150.00 % |
| 125,868.00 | TEXAS ST | HWY IMPT GO | 117.233000 | 147,558.83 | 150,670.57 | 100,447.05 | 0.024722 | 1.000000 |
| 5.00000 | USD | 1.0000000000 8II Aaa AAA AAA 882723P60 | 01-Apr-2035 | MUBD | 01W20P DTC | 3,111.74 | 50,223.52 | 150.00 % |
| 260,000.00 | TEXAS ST | HWY IMPT GO | 117.534000 | 305,588.40 | 312,016.18 | 208,010.78 | 0.024722 | 1.000000 |
| 5.00000 | USD | 1.0000000000 8II Aaa AAA AAA 882723P52 | 01-Apr-2034 | MUBD | 01W20P DTC | 6,427.78 | 104,005.39 | 150.00 % |
| 350,000.00 | TEXAS ST | HWY IMPT GO | 117.878000 | 412,573.00 | 421,225.78 | 280,817.18 | 0.024722 | 1.000000 |
| 5.00000 | USD | 1.0000000000 8II Aaa AAA AAA 882723P45 | 01-Apr-2033 | MUBD | 01W20P DTC | 8,652.78 | 140,408.59 | 150.00 % |
| 168,928.00 | TEXAS ST | GO MOBILITY | 119.348000 | 201,612.19 | 205,788.46 | 137,192.31 | 0.024722 | 1.000000 |
| 5.00000 | USD | 1.0000000000 8II Aaa AAA AAA 8827237E3 | 01-Oct-2036 | MUBD | 01W20P DTC | 4,176.28 | 68,596.15 | 150.00 % |
| 345,000.00 | TEXAS ST | GO MOBILITY | 120.247000 | 414,852.15 | 423,381.32 | 282,254.21 | 0.024722 | 1.000000 |
| 5.00000 | USD | 1.0000000000 8II Aaa AAA AAA 8827237C7 | 01-Oct-2034 | MUBD | 01W20P DTC | 8,529.17 | 141,127.11 | 150.00 % |
| 226,551.00 | TEXAS ST | GO MOBILITY | 120.636000 | 273,302.06 | 278,902.91 | 185,935.27 | 0.024722 | 1.000000 |
| 5.00000 | USD | 1.0000000000 8II Aaa AAA AAA 8827236V6 | 01-Oct-2033 | MUBD | 01W20P DTC | 5,600.84 | 92,967.64 | 150.00 % |
| 96,044.00 | TEXAS ST | GO COLLEGE | 119.359000 | 114,637.16 | 115,488.21 | 76,992.14 | 0.008861 | 1.000000 |
| 5.50000 | USD | 1.0000000000 8II Aaa AAA 8827236J3 | 01-Aug-2035 | MUBD | 01W20P DTC | 851.06 | 38,496.07 | 150.00 % |
| 270,000.00 | TEXAS ST | GO BDS | 118.588000 | 320,187.60 | 326,862.60 | 217,908.40 | 0.024722 | 1.000000 |
| 5.00000 | USD | 1.0000000000 8II Aaa AAA AAA 8827234P1 | 01-Apr-2031 | MUBD | 01W20P DTC | 6,675.00 | 108,954.20 | 150.00 % |
| 20,576.00 | SPRING TEX INDPT SCH DIST | ULTD | 117.127000 | 24,100.05 | 24,225.79 | 16,150.53 | 0.006111 | 1.000000 |
| 5.00000 | USD | 1.0000000000 8II Aaa AAA 8500005S5 | 15-Aug-2036 | MUBD | 01CONO DTC | 125.74 | 8,075.26 | 150.00 % |
| 45,000.00 | SEALY TEX INDPT SCH DIST | ULTD | 115.949000 | 52,177.05 | 52,452.05 | 34,968.03 | 0.006111 | 1.000000 |
| 5.00000 | USD | 1.0000000000 8II Aaa AAA 812149QX3 | 15-Feb-2042 | MUBD | 01COET DTC | 275.00 | 17,484.02 | 150.00 % |
| 140,000.00 | SAN ANTONIO TEX WTR REV | SYS JR | 118.643000 | 166,100.20 | 168,705.76 | 112,470.50 | 0.018611 | 1.000000 |
| 5.00000 | USD | 1.0000000000 8II Aa2 AA AA 79642B3W1 | 15-May-2032 | MUBD | 02OHPP DTC | 2,605.56 | 56,235.25 | 150.00 % |
| 316.00 | SAN ANTONIO TEX INDPT SCH DIST | | 106.831000 | 337.59 | 339.13 | 226.09 | 0.004889 | 1.000000 |
| 4.00000 | USD | 1.0000000000 8II Aaa AAA 796269WZ7 | 15-Aug-2041 | MUBD | 01COBY DTC | 1.54 | 113.04 | 150.00 % |

Tri-Party Collateral Agreement
 BNY Mellon as Tri-Party Custodian
 Price Report for 29 Mar 2019

FTKE28 - KENDALL COUNTY/FRS

| Par Amount Cpn Rate | Description Currency | Source Account Exchange Rate | Account Mdy | S&P | Fitch | Security Code | Price Maturity | Market Value (USD) Type | Mkt Value + Intr (USD) Issuer | Collateral Value (USD) Accrued Interest | Accr Int Factor Margin | Price Factor Margin % |
|-------------------------|-------------------------|-------------------------------------|----------------|-----|-------|---------------|---------------------------|----------------------------|----------------------------------|--|---------------------------|--------------------------|
| 3,118.00 4.00000 | USD | RICHARDSON TEX INDPT SCH DIST | 8II | Aaa | AAA | 763261R55 | 105.516000 15-Feb-2041 | 3,289.99 MUBD | 3,305.23 DTC | 2,203.49 15.24 | 0.004889 1,101.74 | 1.000000 150.00 % |
| 120,000.00 5.00000 | USD | PROSPER TEX INDPT SCH DIST SCH | 8II | Aaa | AAA | 743600XD5 | 114.680000 15-Feb-2041 | 137,616.00 MUBD | 138,349.33 DTC | 92,232.89 733.33 | 0.006111 46,116.44 | 1.000000 150.00 % |
| 65,000.00 5.00000 | USD | PECOS BARSTOW TOYAH TEX INDPT | 8II | AAA | | 705227FD3 | 118.586000 15-Feb-2032 | 77,080.90 MUBD | 77,478.12 DTC | 51,652.08 397.22 | 0.006111 25,826.04 | 1.000000 150.00 % |
| 226,406.00 3.25000 | USD | PECOS BARSTOW TOYAH TEX INDPT | 8II | AAA | | 705227FC5 | 104.763000 15-Feb-2031 | 237,189.72 MUBD | 238,089.05 DTC | 158,726.04 899.33 | 0.003972 79,363.02 | 1.000000 150.00 % |
| 20,000.00 3.25000 | USD | PECOS BARSTOW TOYAH TEX INDPT | 8II | AAA | | 705227FB7 | 106.153000 15-Feb-2030 | 21,230.60 MUBD | 21,310.04 DTC | 14,206.70 79.44 | 0.003972 7,103.35 | 1.000000 150.00 % |
| 23,929.00 4.00000 | USD | PECOS BARSTOW TOYAH TEX INDPT | 8II | AAA | | 705227FA9 | 113.929000 15-Feb-2029 | 27,262.07 MUBD | 27,379.06 DTC | 18,252.70 116.99 | 0.004889 9,126.85 | 1.000000 150.00 % |
| 265,373.00 5.00000 | USD | NEW CANEY TEX INDPT SCH DIST ULTD | 8II | Aaa | AAA | 643154DA2 | 115.796000 15-Feb-2042 | 307,291.32 MUBD | 308,913.04 DTC | 205,942.03 1,621.72 | 0.006111 102,971.01 | 1.000000 150.00 % |
| 219,837.00 5.00000 | USD | NEW BRAUNFELS TEX UTIL REV REV | 8II | Aa1 | AA | 642577TU4 | 112.496000 01-Jul-2041 | 247,307.83 MUBD | 249,994.73 DTC | 166,663.15 2,686.90 | 0.012222 83,331.58 | 1.000000 150.00 % |
| 360,000.00 4.00000 | USD | MONTGOMERY TEX INDPT SCH DIST | 8II | Aaa | AAA | 614121WM9 | 104.464000 15-Feb-2041 | 376,070.40 MUBD | 377,830.40 DTC | 251,886.93 1,760.00 | 0.004889 125,943.47 | 1.000000 150.00 % |
| 23.00 3.00000 | USD | MIDLOTHIAN TEX INDPT SCH DIST VAR | 8II | Aaa | | 5978513A0 | 100.458000 01-Aug-2051 | 23.11 MUBD | 23.22 DTC | 15.48 0.11 | 0.004833 7.74 | 1.000000 150.00 % |
| 3,655.00 4.00000 | USD | LEWISVILLE TEX INDPT SCH DIST ULTD | 8II | AAA | AAA | 5288288B5 | 112.545000 15-Aug-2026 | 4,113.52 MUBD | 4,131.39 DTC | 2,754.26 17.87 | 0.004889 1,377.13 | 1.000000 150.00 % |
| 188,059.00 5.00000 | USD | LAKE DALLAS TEX INDPT SCH DIST | 8II | AAA | | 509552Q99 | 115.715000 15-Aug-2041 | 217,612.47 MUBD | 218,761.72 DTC | 145,841.15 1,149.25 | 0.006111 72,920.57 | 1.000000 150.00 % |
| 294,842.00 5.00000 | USD | KLEIN TEX INDPT SCH DIST ULTD | 8II | Aaa | AAA | 498531KK7 | 115.779000 01-Aug-2041 | 341,365.12 MUBD | 343,740.24 DTC | 229,160.16 2,375.12 | 0.008056 114,580.08 | 1.000000 150.00 % |
| 210,000.00 3.00000 | USD | KATY TEX INDPT SCH DIST REF BDS | 8II | Aaa | AAA | 486063VL1 | 106.476000 15-Feb-2029 | 223,599.60 MUBD | 224,369.60 DTC | 149,579.73 770.00 | 0.003667 74,789.87 | 1.000000 150.00 % |
| 30,000.00 5.00000 | USD | KATY TEX INDPT SCH DIST REF BDS | 8II | Aaa | AAA | 486063VK3 | 122.317000 15-Feb-2028 | 36,695.10 MUBD | 36,878.43 DTC | 24,585.62 183.33 | 0.006111 12,292.81 | 1.000000 150.00 % |
| 25,606.00 5.00000 | USD | KATY TEX INDPT SCH DIST ULTD | 8II | Aaa | AAA | 486063UJ7 | 114.728000 15-Feb-2040 | 29,377.25 MUBD | 29,533.73 DTC | 19,689.16 156.48 | 0.006111 9,844.58 | 1.000000 150.00 % |
| 352,277.00 5.00000 | USD | KATY TEX INDPT SCH DIST ULTD | 8II | Aaa | AAA | 486063UH1 | 114.979000 15-Feb-2039 | 405,044.57 MUBD | 407,197.38 DTC | 271,464.92 2,152.80 | 0.006111 135,732.46 | 1.000000 150.00 % |
| 81,418.00 3.00000 | USD | HUMBLE TEX INDPT SCH DIST ULTD | 8II | Aaa | AAA | 445047EW9 | 102.074000 15-Feb-2031 | 83,106.61 MUBD | 83,405.14 DTC | 55,603.43 298.53 | 0.003667 27,801.71 | 1.000000 150.00 % |
| 1,975,000.00 4.00000 | USD | HUMBLE TEX INDPT SCH DIST ULTD | 8II | Aaa | AAA | 445047EG4 | 105.409000 15-Feb-2041 | 2,081,827.75 MUBD | 2,091,483.31 DTC | 1,394,322.20 9,655.56 | 0.004889 697,161.10 | 1.000000 150.00 % |
| 36,314.00 4.00000 | USD | HAYS TEX CONS INDPT SCH DIST ULTD | 8II | AAA | AAA | 421110Y27 | 107.559000 15-Aug-2037 | 39,058.98 MUBD | 39,236.51 DTC | 26,157.67 177.54 | 0.004889 13,078.84 | 1.000000 150.00 % |
| 16,480.00 4.00000 | USD | HAYS TEX CONS INDPT SCH DIST ULTD | 8II | AAA | AAA | 421110X93 | 107.965000 15-Aug-2036 | 17,792.63 MUBD | 17,873.20 DTC | 11,915.47 80.57 | 0.004889 5,957.73 | 1.000000 150.00 % |
| 232,697.00 5.00000 | USD | GRAND PRAIRIE TEX INDPT SCH DI ULTD | 8II | AAA | AAA | 386155ET8 | 113.939000 15-Feb-2041 | 265,132.63 MUBD | 266,554.67 DTC | 177,703.11 1,422.04 | 0.006111 88,851.56 | 1.000000 150.00 % |

Tri-Party Collateral Agreement
 BNY Mellon as Tri-Party Custodian
 Price Report for 29 Mar 2019

FTKE28 - KENDALL COUNTY/FRS

| Par Amount | Description | Source Account | Price | Market Value (USD) | Mkt Value + Intr (USD) | Collateral Value (USD) | Accr Int Factor | Price Factor |
|------------|------------------------------------|----------------|-------------|--------------------|------------------------|------------------------|-----------------|--------------|
| Cpn Rate | Currency | Exchange Rate | Maturity | Type | Issuer | Accrued Interest | Margin | Margin % |
| 10,000.00 | GEORGETOWN TEX INDPT SCH DIST | | 100.630000 | 10,063.00 | 10,119.39 | 6,746.26 | 0.005639 | 1.000000 |
| 3.50000 | USD | 1.0000000000 | 01-Aug-2034 | MUBD | 01CLKN | 56.39 | 3,373.13 | 150.00 % |
| 133,322.00 | FRISCO TEX INDPT SCH DIST | ULTD | 116.622000 | 155,482.78 | 156,297.53 | 104,198.35 | 0.006111 | 1.000000 |
| 5.00000 | USD | 1.0000000000 | 15-Aug-2037 | MUBD | 01CLE5 | 814.75 | 52,099.18 | 150.00 % |
| 26,568.00 | FORT WORTH TEX INDPT SCH DIST | | 104.715000 | 27,820.68 | 27,950.57 | 18,633.71 | 0.004889 | 1.000000 |
| 4.00000 | USD | 1.0000000000 | 15-Feb-2041 | MUBD | 01CLBX | 129.89 | 9,316.86 | 150.00 % |
| 111,295.00 | FLORIDA ST BRD ED PUB ED | CAP | 104.066000 | 115,820.25 | 117,644.26 | 78,429.50 | 0.016389 | 1.000000 |
| 5.00000 | USD | 1.0000000000 | 01-Jun-2020 | MUBD | 02LP79 | 1,824.00 | 39,214.75 | 150.00 % |
| 247,075.00 | FLORIDA ST BRD ED PUB ED | CAP | 104.066000 | 257,121.07 | 261,170.35 | 174,113.57 | 0.016389 | 1.000000 |
| 5.00000 | USD | 1.0000000000 | 01-Jun-2020 | MUBD | 02LP79 | 4,049.28 | 87,056.78 | 150.00 % |
| 69,631.00 | DENTON TEX INDPT SCH DIST | ULTD | 110.316000 | 76,814.13 | 77,239.66 | 51,493.10 | 0.006111 | 1.000000 |
| 5.00000 | USD | 1.0000000000 | 15-Aug-2032 | MUBD | 01CKUN | 425.52 | 25,746.55 | 150.00 % |
| 251,141.00 | DENTON CNTY TEX | PERM IMPT | 104.423000 | 262,248.97 | 264,830.14 | 176,553.43 | 0.010278 | 1.000000 |
| 5.00000 | USD | 1.0000000000 | 15-Jul-2031 | MUBD | 01CKUF | 2,581.17 | 88,276.71 | 150.00 % |
| 84,560.00 | DENTON CNTY TEX | PERM IMPT | 104.423000 | 88,300.09 | 89,169.18 | 59,446.12 | 0.010278 | 1.000000 |
| 5.00000 | USD | 1.0000000000 | 15-Jul-2030 | MUBD | 01CKUF | 869.09 | 29,723.06 | 150.00 % |
| 411,340.00 | DEL VALLE TEX INDPT SCH DIST | ULTD | 104.082000 | 428,130.90 | 432,884.16 | 288,589.44 | 0.011556 | 1.000000 |
| 4.00000 | USD | 1.0000000000 | 15-Jun-2041 | MUBD | 01CKTU | 4,753.26 | 144,294.72 | 150.00 % |
| 265,000.00 | DALLAS TEX WTRWKS & SWR SYS RE | | 106.226000 | 281,498.90 | 286,740.01 | 191,160.01 | 0.019778 | 1.000000 |
| 4.00000 | USD | 1.0000000000 | 01-Oct-2041 | MUBD | 02OB80 | 5,241.11 | 95,580.00 | 150.00 % |
| 288,563.00 | DALLAS TEX WTRWKS & SWR SYS RE | | 108.614000 | 313,419.82 | 319,126.95 | 212,751.30 | 0.019778 | 1.000000 |
| 4.00000 | USD | 1.0000000000 | 01-Oct-2035 | MUBD | 02OB80 | 5,707.13 | 106,375.65 | 150.00 % |
| 253,434.00 | CYPRESS-FAIRBANKS TEX INDPT SC | | 106.557000 | 270,051.67 | 271,290.68 | 180,860.45 | 0.004889 | 1.000000 |
| 4.00000 | USD | 1.0000000000 | 15-Feb-2041 | MUBD | 01CKRE | 1,239.01 | 90,430.23 | 150.00 % |
| 5,957.00 | CONROE TEX INDPT SCH DIST | ULTD | 104.715000 | 6,237.87 | 6,267.00 | 4,178.00 | 0.004889 | 1.000000 |
| 4.00000 | USD | 1.0000000000 | 15-Feb-2041 | MUBD | 01CKMB | 29.12 | 2,089.00 | 150.00 % |
| 15,000.00 | CLEAR CREEK TEX INDPT SCH DIST VAR | | 100.516000 | 15,077.40 | 15,132.40 | 10,088.27 | 0.003667 | 1.000000 |
| 3.00000 | USD | 1.0000000000 | 15-Feb-2032 | MUBD | 01CKJI | 55.00 | 5,044.13 | 150.00 % |
| 167,512.00 | BIRDVILLE TEX INDPT SCH DIST | ULTD | 113.503000 | 190,131.15 | 191,154.83 | 127,436.55 | 0.006111 | 1.000000 |
| 5.00000 | USD | 1.0000000000 | 15-Feb-2040 | MUBD | 01CK2H | 1,023.68 | 63,718.28 | 150.00 % |
| 107,128.00 | BEXAR CNTY TEX | LTD TAX REF | 105.610000 | 113,137.88 | 114,375.80 | 76,250.54 | 0.011556 | 1.000000 |
| 4.00000 | USD | 1.0000000000 | 15-Jun-2040 | MUBD | 01CK21 | 1,237.92 | 38,125.27 | 150.00 % |
| 173,037.00 | BEXAR CNTY TEX | COMB TAX | 113.729000 | 196,793.25 | 199,292.67 | 132,861.78 | 0.014444 | 1.000000 |
| 5.00000 | USD | 1.0000000000 | 15-Jun-2034 | MUBD | 01CK21 | 2,499.42 | 66,430.89 | 150.00 % |
| 12,797.00 | AUBREY TEX INDPT SCH DIST | ULTD | 114.140000 | 14,606.50 | 14,684.70 | 9,789.80 | 0.006111 | 1.000000 |
| 5.00000 | USD | 1.0000000000 | 15-Feb-2041 | MUBD | 01CJT8 | 78.20 | 4,894.90 | 150.00 % |
| 10,498.00 | ARLINGTON TEX INDPT SCH DIST | ULTD | 104.418000 | 10,961.80 | 11,013.13 | 7,342.08 | 0.004889 | 1.000000 |
| 4.00000 | USD | 1.0000000000 | 15-Feb-2041 | MUBD | 01CJSK | 51.32 | 3,671.04 | 150.00 % |
| 249,460.00 | ALDINE TEX INDPT SCH DIST | ULTD | 112.995000 | 281,877.33 | 283,401.80 | 188,934.54 | 0.006111 | 1.000000 |
| 5.00000 | USD | 1.0000000000 | 15-Feb-2041 | MUBD | 01CJLG | 1,524.48 | 94,467.27 | 150.00 % |

**Tri-Party Collateral Agreement
BNY Mellon as Tri-Party Custodian
Price Report for 29 Mar 2019**

FTKE28 - KENDALL COUNTY/FRS

| Par Amount Cpn Rate | Description Currency | Source Account Exchange Rate | Account Mdy | S&P | Fitch | Security Code | Price Maturity | Market Value (USD) Type | Mkt Value + Intr (USD) Issuer | Collateral Value (USD) Accrued Interest | Accr Int Factor Margin | Price Factor Margin % |
|------------------------|-------------------------|---------------------------------|----------------|-----|-------|---------------|-------------------|----------------------------|----------------------------------|--|---------------------------|--------------------------|
| Total | | | | | | | | | | | | |
| 10,453,109.00 | | | | | | | | 11,572,666.73 | 11,693,472.79 | 7,795,648.53 120,806.07 | 3,897,824.26 | |

Account: FTKE28 Account Name: KENDALL COUNTY/FRS

Start Date: 26-Oct-2017 End Date: 29-Mar-2021
 Repo Repricing Rate: 0.0000% Deal Currency: USD
 Deal Amount: 7,795,648.51 Unwind Amount: 7,795,648.51
 Deal Value -> Today: 7,795,648.51 -> Next Business Day: 7,795,648.51
 Listed Positions: 63 Listed Securities Par: 10,453,109.00

| | | |
|--|---------------|-------------------------------------|
| 1) Listed Securities Market Value | 11,572,666.73 | |
| 2) + Listed Securities Accrued Interest | 120,806.07 | |
| 3) = Listed Securities Total Value | 11,693,472.79 | - PLEDGES BASED ON COLLATERAL VALUE |
| 4) + Cash Total Pledged | 0.00 | |
| 5) + Unlisted, Margined Securities Value | 0.00 | |
| 6) - Listed Securities Margin Amount | 3,897,824.26 | - EXCESS |
| 7) - Cash Collateral Margin Amount | 0.00 | |
| 8) = Total Securities + Cash Coll Value | 7,795,648.53 | |
| 9) = Total Required Collateral Value | 7,795,648.51 | - ACCT BALANCES |

**Tri-Party Collateral Agreement
BNY Mellon as Tri-Party Custodian
Price Report for 29 Mar 2019**

| | | | |
|------------------------------------|--------------|------------------------------|---------------|
| Grand Totals : Number of Accounts: | 1 | | |
| Deal Amount: | 7,795,648.51 | Unwind Amount: | 7,795,648.51 |
| Deal Value -> Today: | 7,795,648.51 | -> Next Business Day: | 7,795,648.51 |
| Listed Positions: | 63 | Listed Securities Par Value: | 10,453,109.00 |

| | |
|--|---------------|
| 1) Listed Securities Market Value | 11,572,666.73 |
| 2) + Listed Securities Accrued Interest | 120,806.07 |
| 3) = Listed Securities Total Value | 11,693,472.79 |
| 4) + Cash Total Pledged | 0.00 |
| 5) + Unlisted, Margined Securities Value | 0.00 |
| 6) - Listed Securities Margin Amount | 3,897,824.26 |
| 7) - Cash Collateral Margin Amount | 0.00 |
| 8) = Total Securities + Cash Coll Value | 7,795,648.53 |
| 9) = Total Required Collateral Value | 7,795,648.51 |

**BROKER DEALER SERVICES DIVISION
PRICING, INDICATIVE DATA AND OTHER DISCLOSURES**

The prices of financial assets and indicative data reported or reflected in reports furnished by the Broker Dealer Services Division (BDS) of The Bank of New York Mellon (BNYM) generally are provided by data providers and ratings agencies ("vendors") used by BDS in the ordinary course of business. Trust receipts will be valued based on the face amount of the underlying financial assets, as set forth therein. Prices and indicative data are not independently verified, and may contain errors or omissions.

With respect to certain newly issued financial assets, if vendors do not provide prices, such financial assets will be valued at par or the new issue price for up to three business days. Thereafter, such financial assets will be valued at zero.

With respect to certain financial assets other than new issues, vendors may not provide prices and may not update prices previously provided on a regular basis. If vendors do not provide prices or update previously reported prices within three business days, such financial assets will be valued at zero, unless other arrangements are agreed in writing.

Notwithstanding the foregoing, certain hard-to-price, thinly traded or illiquid financial assets are valued monthly with no adjustment during the interim period (details are available upon request by contacting BDS).

Although BNYM will not utilize prices obtained from brokers or dealers in providing services, BNYM may obtain from any broker or dealer prices and other information and data such as offering memoranda, observable and non-observable information and assumptions in order to assist BNYM's vendors in determining prices of particular financial assets.

With respect to certain financial assets that are not widely held or regularly traded, vendors may report prices based on valuation models which reflect underlying non-observable assumptions that may not be accurate or complete and such models and/or prices may not be regularly adjusted.

The prices reported by BDS may differ from the prices reported or used by other divisions of BNYM or its subsidiaries or affiliates, and such differences may or may not be material. Margin values reported in connection with triparty transactions may differ from margin values used by BNYM for its own account or for the account of its subsidiaries, affiliates or other clients.

Unless otherwise agreed in writing, financial assets held as collateral may include financial assets in default, provided that the prices of such financial assets are made available to BNYM by a vendor which BNYM uses generally for valuing such financial assets.

Unless otherwise agreed in writing, financial assets held as collateral may include financial assets issued by your transaction counterparty or its subsidiaries or affiliates.

Average Traded Volume data is obtained from primary or secondary securities exchanges.

Market data, which is subject to availability, may or may not be current.

The information reported or reflected herein is proprietary to its suppliers and is for your internal use only. It may not be copied, reproduced, published, posted, transmitted, displayed, stored, modified, sublicensed, transferred, disclosed or distributed or used for any purpose without BNYM's express written permission or that of its vendors or other third parties, as applicable.

REPORTED PRICES, WHETHER PROVIDED BY VENDORS OR OTHERWISE OBTAINED AS DESCRIBED HEREIN, MAY NOT REFLECT THE ACTUAL AMOUNT THAT CAN BE REALIZED UPON THE SALE OF PARTICULAR FINANCIAL ASSETS

©2015 The Bank of New York Mellon Corporation. Services provided by The Bank of New York Mellon (member FDIC) and its various subsidiaries and affiliates. All rights reserved.

CD INVESTMENT LIST

| BANK NAME | ACCT NUMBER | AMOUNT | MATURITY DATE | INTEREST PAID BACK TO COUNTY | INTEREST RATE |
|------------------|-------------|--------------|---------------|------------------------------|---------------|
| Hondo | 50946 | \$250,000.00 | 5/5/2020 | Qtr | 1.30% |
| Texas Heritage | 54659 | \$249,000.00 | 12/6/2020 | Monthly | 2.10% |
| Texas Regional | 20647 | \$250,000.00 | 5/27/2020 | Qtr | 2.10% |
| Randolph Brooks | 143831 | \$245,000.00 | 1/8/2019 | Monthly | 2.30% |
| Security Service | 9080 | \$250,000.00 | 1/19/2019 | Monthly | 1.98% |
| Security State | 60000022 | \$250,000.00 | 6/7/2019 | Monthly | 1.20% |

CD Interest FY 2019

| 2nd Qtr 2019 January- March | | | | | Total CD interest earned |
|--------------------------------|-----------------|-----------|-----------|------------|--------------------------------|
| BANK NAME | ACCT NUMBER | Jan. Int. | Feb Int. | Mar Int. | |
| Texas Regional | 20647 | \$ - | \$ - | \$1,323.29 | \$ 1,323.29 |
| Hondo | 50946 | \$ - | 0 | \$ 801.37 | \$ 801.37 |
| Randolph Brooks | 143831 | \$ 436.30 | \$ 432.27 | \$ 478.59 | \$ 1,347.16 |
| Security Service | 9080 | \$ 295.13 | \$ 420.42 | \$ 379.72 | \$ 1,095.27 |
| Security State | 60000022 | \$ 254.79 | \$ 230.13 | \$ 254.79 | \$ 739.71 |
| Texas Heritage | 54659 | \$ 444.11 | \$ 401.13 | \$ 444.11 | \$ 1,289.35 |
| | | | | Total Int | \$ 6,596.15 |

FROST BANK INTEREST FY 2019

| 2nd Qtr Jan-Mar FY 2019 | Jan. Int | Feb. Int. | Mar. Int | Total Qtr Int Earned |
|-------------------------------------|------------|------------|------------|----------------------|
| | 2.06% | 2.06% | 2.06% | |
| Account Name | | | | |
| General (10) | \$4,191.10 | \$5,767.70 | \$4,059.65 | \$14,018.45 |
| Local (85) | \$22.39 | \$17.40 | \$19.10 | \$58.89 |
| Federal (87) | \$1.89 | \$10.13 | \$8.26 | \$20.28 |
| CDA Asset Forfeiture (88) | \$20.19 | \$17.79 | \$19.53 | \$57.51 |
| 2007 Ltd Tax Ob Bond (62) | \$54.94 | \$86.59 | \$83.70 | \$225.23 |
| 2013 Unlim Tax Rd Bond (63) | \$124.03 | \$44.40 | \$0.73 | \$169.16 |
| 2014 Ltd Tax Ref Bond(64) | \$152.84 | \$173.31 | \$149.72 | \$475.87 |
| 2016 Ltd Tax Gen Ob Bond(65) | \$282.22 | \$154.07 | \$69.54 | \$505.83 |
| LEC Project (72) | \$862.09 | \$332.48 | \$613.27 | \$1,807.84 |
| Trust Account (90) | \$21.21 | \$18.05 | \$371.14 | \$410.40 |
| Total | \$5,732.90 | \$6,621.92 | \$5,394.64 | \$17,749.46 |

Logic FY 2019

| 2nd Quarter FY 2019 Jan-Mar | Beginning Balance | Jan. Int. 2.5949% | Feb. Int. 2.6090% | March Int. 2.6015% | Deposits | Withdrawals | Ending Qtr. Balance |
|--------------------------------|------------------------|----------------------|----------------------|-----------------------|---------------|---------------------|------------------------|
| General | \$21,426,695.03 | \$47,218.11 | \$40,976.28 | \$44,828.55 | \$0.00 | \$2,000,000.00 | \$19,559,717.97 |
| Road & Bridge | \$1,906,128.37 | \$4,200.54 | \$3,823.32 | \$4,229.32 | \$0.00 | \$0.00 | \$1,918,381.55 |
| Courthouse Sec | \$5,961.80 | \$13.15 | \$12.00 | \$13.29 | \$0.00 | \$0.00 | \$6,000.24 |
| Lateral Road & Bridge | \$155,149.97 | \$341.90 | \$311.20 | \$344.25 | \$0.00 | \$0.00 | \$156,147.32 |
| Cty Clk Recs Mgmt | \$270,988.70 | \$597.17 | \$543.55 | \$601.28 | \$0.00 | \$0.00 | \$272,730.70 |
| Cty Clk Rec Arc | \$162,673.72 | \$358.47 | \$326.29 | \$360.92 | \$0.00 | \$0.00 | \$163,719.40 |
| Juv Prob Title IV | \$40,642.83 | \$89.57 | \$81.52 | \$75.21 | \$0.00 | \$30,000.00 | \$10,889.13 |
| Fire Marshall | \$101,424.87 | \$223.50 | \$203.43 | \$225.04 | \$0.00 | \$0.00 | \$102,076.84 |
| 2007 Lim Tax Obl | \$213,105.80 | \$469.64 | \$249.79 | \$167.53 | \$0.00 | \$138,000.00 | \$75,992.76 |
| 2013 Unlim Tax Rd Bd | \$833,745.04 | \$1,837.32 | \$865.21 | \$462.77 | \$0.00 | \$627,000.00 | \$209,910.34 |
| 2014 Lim Tax Ref Bond | \$551,718.44 | \$1,215.81 | \$580.16 | \$319.29 | \$0.00 | \$409,000.00 | \$144,833.70 |
| 2016 LTD Tax Gen Obl | \$1,098,811.74 | \$2,421.45 | \$1,351.84 | \$973.45 | \$0.00 | \$662,000.00 | \$441,558.48 |
| LEC Project | \$0.00 | \$0.00 | \$0.00 | \$0.00 | \$0.00 | \$0.00 | \$0.00 |
| Tobacco Settlement | \$6.97 | \$0.00 | \$0.00 | \$0.00 | \$0.00 | \$0.00 | \$6.97 |
| Federal SO Fort | \$133,254.94 | \$293.67 | \$247.25 | \$273.54 | \$0.00 | \$10,000.00 | \$124,069.40 |
| Trust Account | \$0.00 | \$0.00 | \$0.00 | \$0.00 | \$0.00 | \$0.00 | \$0.00 |
| TOTAL | \$26,900,308.22 | \$59,280.30 | \$49,571.84 | \$52,874.44 | \$0.00 | 3,876,000.00 | \$23,186,034.80 |